

Communicating with your school just got easier!

RECENT CHANGES TO THE MPPS SMARTLINK APP

The Smartlink App was recently upgraded and you may not be receiving your alerts from the school. If this is the case there is a **simple solution** - delete the app entirely from your device and reinstall from the App store or the Google play store.

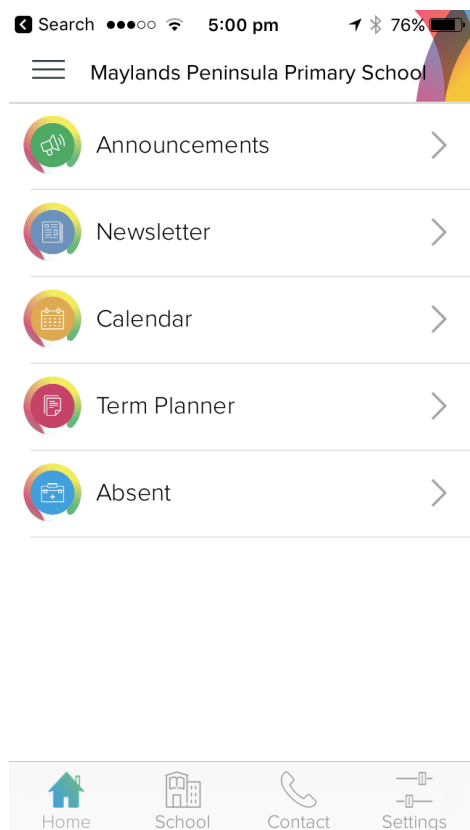
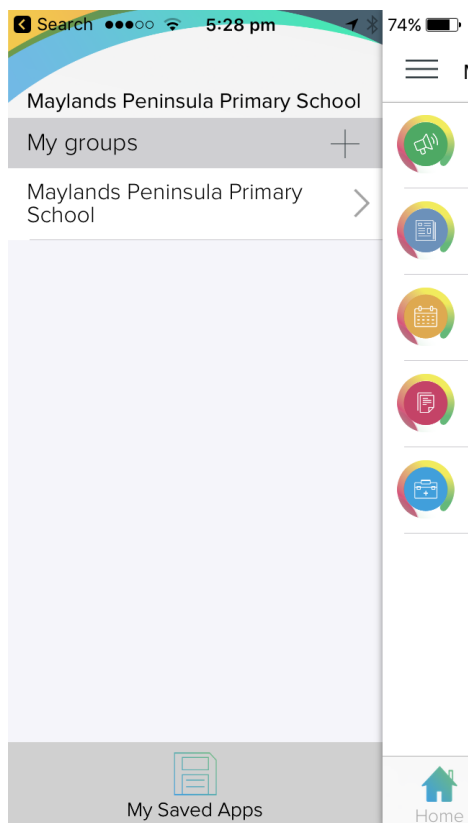
Make sure you select Maylands Peninsula Primary School from the MY APPS section in the main menu.

This should fix the problem. If your alerts still do not come through please contact the school so we can ensure the issue is fixed.

MAYLANDS PENINSULA PS SmartLink School App

Some of the things you will find on the App

- **Announcements** - Real time communication through Free push notifications Any immediate news, school event, newsletters posts, timetable changes.
- **Term Planners** - Keep up to date about your school community. Up to date on relevant school events and projects with access to the school's annual, semester or term planners.
- **Canteen Menu** - Access to the schools menu, ordering process and prices and link to online ordering.
- **Newsletters** - Instant access to our most current and past newsletters. Never again to be lost in the "on the way home from school" guaranteeing it will always find its way to you.
- **Electronic Absentee Notes** - No need for parents to scramble for a piece of paper to write an absentee note for your sick child. Send an electronic absentee note directly from your Smartlink School App. This automatically generates an email to the school.



Start using the App now!

You can download the new Smartlink App from the following;

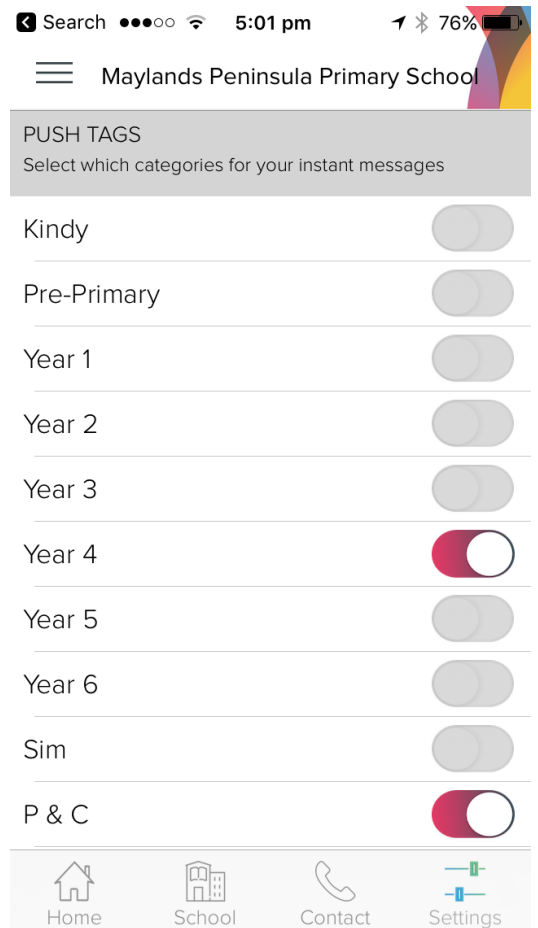
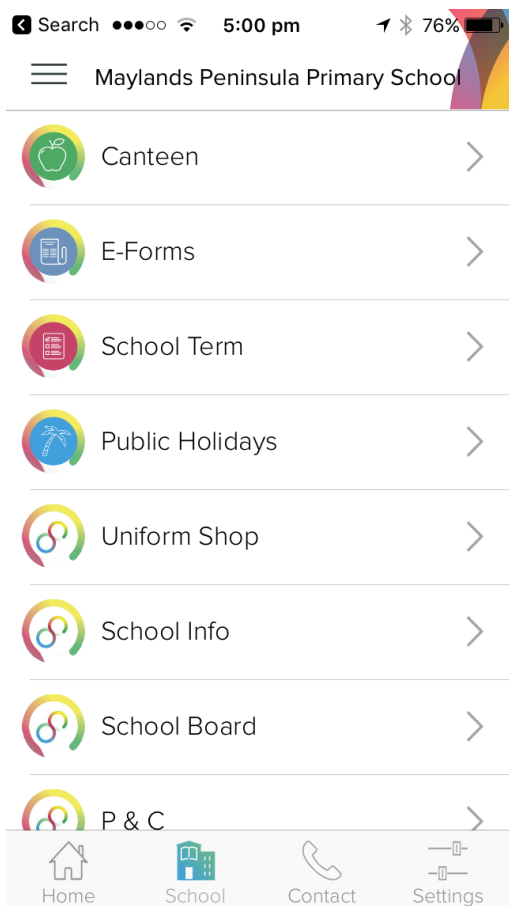
1. **Apple App Store:**

<https://itunes.apple.com/au/app/the-smartlink/id1105845010?mt=8>

2. **Android Play Store:**

<https://play.google.com/store/apps/details?id=au.com.thesmartlink>

3. After downloading the app you'll be asked to "Allow for Notifications" click Allow or Yes.
4. You will automatically open to a search page, simply type in the first couple of letters of your school, click on it when it appears.
5. That's it your app is now saved in the new Smartlink app.
6. To customise the notifications you receive, click on the settings icon at the bottom, turn on the year group or other groups that you would like to receive messages from.



We hope that everyone will download this app and start using it. This is a great way for us to communicate with the school community. We appreciate any feedback you may have.

Purchasing and developing the App has been a P&C initiative.